

Vancouver Career College

Pay transparency report

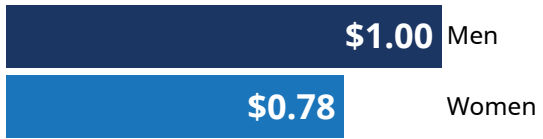


Employer details

Employer:	Vancouver Career College
Address:	960 Quayside Dr, New Westminster, BC V3M 6G2, Canada
Reporting Year:	2026
Time Period:	March 1, 2025 - February 28, 2026
NAICS Code:	61 - Educational services
Number of Employees:	1000 or more

Hourly pay

Mean hourly pay gap¹



In this organization women's average hourly wages are 22% less than men's. For every dollar men earn in average hourly wages, women earn 78 cents in average hourly wages. *

Median hourly pay gap²



In this organization women's median hourly wages are 13% less than men's. For every dollar men earn in median hourly wages, women earn 87 cents in median hourly wages. *

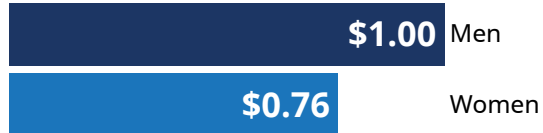
Explanatory notes

1. "Mean hourly pay gap" refers to the differences in pay between gender groups calculated by average pay. Hourly pay does not include bonuses and overtime.
2. "Median hourly pay gap" refers to the differences in pay between gender groups calculated by the mid range of pay for each group. Hourly pay does not include bonuses and overtime.



Overtime pay

Mean overtime pay³



In this organization women's average overtime pay is 24% less than men's. For every dollar men earn in average overtime pay, women earn 76 cents in average overtime pay. *

Median overtime pay⁴



In this organization women's median overtime pay is 30% less than men's. For every dollar men earn in median overtime pay, women earn 70 cents in median overtime pay. *

Mean overtime paid hours⁵

Difference as compared to reference group (Men)

Women	-2
-------	----

In this organization the average number of overtime hours worked by women was 2 less than by men. *

Median overtime paid hours⁶

Difference as compared to reference group (Men)

Women	-4
-------	----

In this organization the median number of overtime hours worked by women was 4 less than by men. *

Percentage of employees in each gender category receiving overtime pay



Explanatory notes

3. "Mean overtime pay" refers to overtime pay when averaged for each group.
4. "Median overtime pay" refers to the middle point of overtime pay for each group.
5. "Mean overtime paid hours" refers to the average number of hours of overtime worked for each group.
6. "Median overtime paid hours" refers to the middle point of number of overtime hours worked for each group.



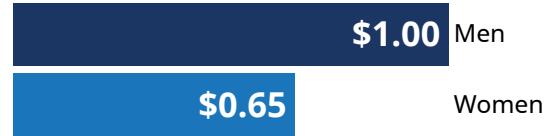
Bonus pay

Mean bonus pay ⁷



In this organization women's average bonus pay is 3% more than men's. For every dollar men earn in average bonus pay, women earn \$1.03 in average bonus pay. *

Median bonus pay ⁸



In this organization women's median bonus pay is 35% less than men's. For every dollar men earn in median bonus pay, women earn 65 cents in median bonus pay. *

Percentage of employees in each gender category receiving bonus pay



Explanatory notes

7. "Mean bonus pay" refers to bonus pay when averaged for each group.
8. "Median bonus pay" refers to the middle point of bonus pay for each group.



Percentage of each gender in each pay quartile ⁹

Upper hourly pay quartile (highest paid) †



Upper middle hourly pay quartile †



Lower middle hourly pay quartile †



Lowest hourly pay quartile (lowest paid) †



■ Men
■ Women

In this organization, women occupy 49% of the highest paid jobs and 64% of the lowest paid jobs.

† This pay quartile was reduced to suppress gender categories consisting of less than ten (10) employees.

Explanatory notes

9. "Pay quartile" refers to the percentage of each gender within four equal sized groups based on their hourly pay.

* In accordance with the Pay Transparency Act and reporting rules designed to protect the anonymity and privacy of respondents, one or more gender categories has been excluded due to insufficient numbers to meet disclosure requirements.